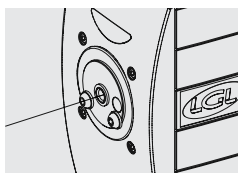


EVOLUTION

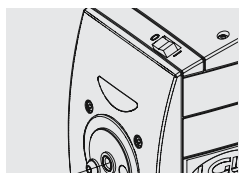


EVOLUTION

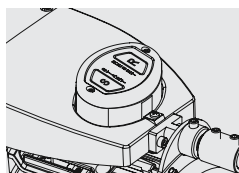
- Consumi ridotti grazie ad un nuovo algoritmo di controllo della coppia (Brevetto LGL)
 - Velocità di alimentazione automatica fino a 3000 m/min in mischia trama
 - Nuovo freno PUSH PULL costituito da un motore lineare controllato elettronicamente in tempo reale
 - Infilaggio pneumatico del filo parziale e finale
 - Nuovo pin d'arresto trama integrato da una doppia fotocellula conta spire
 - Nuovo sensore magnetico, che assicura sempre la massima riserva di filo sul tamburo
- *Reduced power consumption thanks to a new torque control system (LGL patent)*
 - *Insertion speed up to 3000 m/min in weft mix*
 - *New PUSH PULL brake made by a real time electronically controlled linear motor*
 - *Partial and final pneumatic threading*
 - *Weft stop/release pin with a double photocell for windings counting*
 - *New magnetic sensor, which always ensures the maximum reserve of yarn on the spool body*



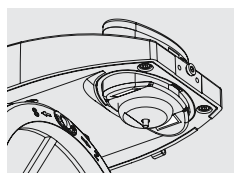
Sensore di fine rocca
Missing yarn sensor



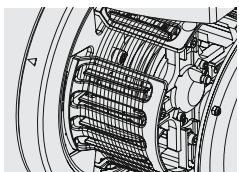
Pulsante infilaggio pneumatico parziale
Partial pneumatic threading button



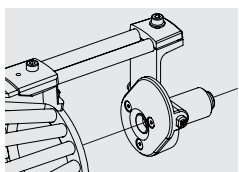
Tastiera pin d'arresto trama
Stop/release pin keyboard



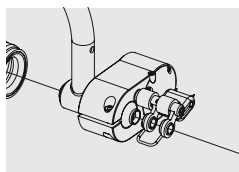
Pin d'arresto trama con doppia fotocellula
Weft stop pin with double photocell



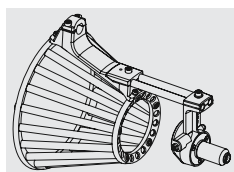
Separazione spire regolabile 0-2,5 mm
Windings separation, adjustable 0-2,5 mm



Pulsante infilaggio pneumatico finale
Final pneumatic threading button



Freno elettronico PUSH PULL
PUSH PULL electronic brake



Imbuto aperto per il controllo del ballon
Open tunnel for ballon control

Informazioni Tecniche:

- Gamma di titoli: da 5 Den a 7000 Den
- Diametro tamburo: 140 mm
- Peso: 8 kg
- Dimensioni: 310x190x220mm (LxHXH)

Technical Data:

- Range of yarns: da 5 Den a 7000 Den
- Spool body diameter: 140 mm
- Weight: 8 kg
- Dimensions: 310x190x220mm (LxWxH)

