



Air-Operated Piston Pumps

Standard design

Available in four different series

PA Hygienic series

Wetted parts in mirror finish AISI 304 or 316 stainless steel in both, short or long versions. Pump components are assembled with quick-release clamps for quick and easy strip cleaning.

Connections: DIN - SMS - IDF - BS / RJT - DS - CLAMP.

PA Industrial series

Wetted parts in AISI 304 or 316 stainless steel. Short or long versions. Pump components are screwed together.

Connections: GAS thread/BSP.

PAR Light duty industrial series

Wetted parts stainless steel in AISI 304, 316 or galvanized steel. Pump components are screwed together. Very cost effective. Connections: GAS thread/BSP.

PA.AP High pressure industrial series

Wetted parts in AISI 304 stainless steel, with material thicknesses to suit the high pressure capabilities of these pumps..

Pump components screwed together or secured by flanges and tie rods.

Connections: GAS thread/BSP.

Elastomers (certified to FDA):

- Nitrile NBR
- Fluorocarbon (Viton)
- P.T.F.E. (FEP)
- Algoflon

Applications

Air-operated piston pumps are available in various versions, depending on the constructional features, materials and the applications for which they are to be used. They have been designed to meet the widest variety of requirements, from pumping simple products to extremely high viscosities. Including drum emptying, transfer, feed, conveying and spraying applications, especially where an easily adjustable flow rate is required. Pressures from 0 to 150 bar and flow rates from 1 to 80 l/min.

Thanks to the compressed driven air motor they are also suited for environments with potentially explosive atmospheres and in compliance with ATEX directives.



PA.A long pump



PA.A short pump



PAR short pump



PA.AP pump

PERFORMANCE

PA HYGIENIC SERIES

PUMPS	Pressure ratio	Recomm. max. cycles per minute	Max. flow rate l/min for viscosity of 1000 cP
PA 20 A- 45	25 : 1	150	1
* PA 30 A- 45	5 : 1	150	2
* PA 50 A- 63	3,4 : 1	120	7,6
* PA 50 A- 80	5,3 : 1	90	10
* PA 50 A- 100	8,4 : 1	60	7,5
PA 50 A- 130	14,6 : 1	50	10,6
PA 50 A- 150	20 : 1	50	6,2
* PA 65 A- 80	1,6 : 1	80	20
* PA 65 A- 100	2,5 : 1	60	17
* PA 65 A- 130	4 : 1	50	24
PA 65 A- 150	6 : 1	50	14
* PA 80 A- 100	2 : 1	60	24
* PA 80 A- 130	3,3 : 1	50	33
* PA 80 A- 150	4,5 : 1	50	20
PA 80 A- 210	9 : 1	50	32
* PA 100 A- 100	1 : 1	60	37
* PA 100 A- 130	1,8 : 1	50	52
* PA 100 A- 155	2,5 : 1	50	52
* PA 100 A- 210	5 : 1	50	50
* PA 140 A- 130	1,6 : 1	50	100
* PA 140 A- 155	2,2 : 1	50	100
* PA 140 A- 210	4 : 1	50	95

* Available with ATEX 2G and 3G certification

PA INDUSTRIAL SERIES

PUMPS	Pressure ratio	Recomm. max. cycles per minute	Max. flow rate l/min for viscosity of 1000 cP
* PA 40 I- 63	5,5 : 1	120	4,8
* PA 40 I- 80	8,8 : 1	90	6,4
* PA 40 I- 100	14 : 1	60	4,7
PA 40 I- 130	24,4 : 1	50	6,7
PA 40 I- 150	33,2 : 1	50	4
* PA 50 I- 63	2,5 : 1	120	9
* PA 50 I- 80	4 : 1	90	12
* PA 50 I- 100	6 : 1	60	8,8
PA 50 I- 130	11 : 1	50	12,5
PA 50 I- 150	15 : 1	50	7,4
* PA 65 I- 80	1,6 : 1	80	20
* PA 65 I- 100	2,5 : 1	60	17
* PA 65 I- 130	4 : 1	50	24
PA 65 I- 150	6 : 1	50	14
* PA 80 I- 100	2 : 1	60	24
* PA 80 I- 130	3,3 : 1	50	33
* PA 80 I- 150	4,5 : 1	50	20
PA 80 I- 210	9 : 1	50	32

Available with ATEX 2G and 3G certification

PAR SERIES

PUMPS	Pressure ratio	Recomm. max. cycles per minute	Max. flow rate l/min for viscosity of 1000 cP
PAR 30 - 50	4 : 1	180	7,5
PAR 40 - 50	2 : 1	180	12
PAR 50 - 50	1 : 1	180	25
PAR 50 - 65	2 : 1	160	25
PAR 65 - 50	0,7 : 1	160	55
PAR 65 - 65	0,7 : 1	160	55

PA.AP HIGH PRESSURE SERIES

PUMPS	Pressure ratio	Recomm. max. cycles per minute	Max. flow rate l/min for viscosity of 1000 cP
PA 30AP - 63	10 : 1	80	1,6
PA 30AP - 80	16 : 1	60	2
PA 30AP - 100	25 : 1	50	2
PA 30AP - 135	44 : 1	50	2
PA 30AP - 150	61 : 1	40	1,6
PA 40AP - 63	5,6 : 1	80	3
PA 40AP - 80	8,8 : 1	60	4
PA 40AP - 100	14 : 1	50	3,7
PA 40AP - 135	24 : 1	50	3,7
PA 40AP - 150	33 : 1	40	3
PA 50AP - 100	7,5 : 1	50	7
PA 50AP - 135	13 : 1	50	7
PA 50AP - 150	18 : 1	40	5,6
PA 50AP - 210	34 : 1	30	6,7
PA 65AP - 130	7 : 1	50	13
PA 65AP - 150	9,4 : 1	40	10,5
PA 65AP - 210	18 : 1	30	12,7

ACCESSORIES



2" threaded clamp for drums




Light clamp with threaded connection



Double clamp



Wall brackets for holding and fixing pumps



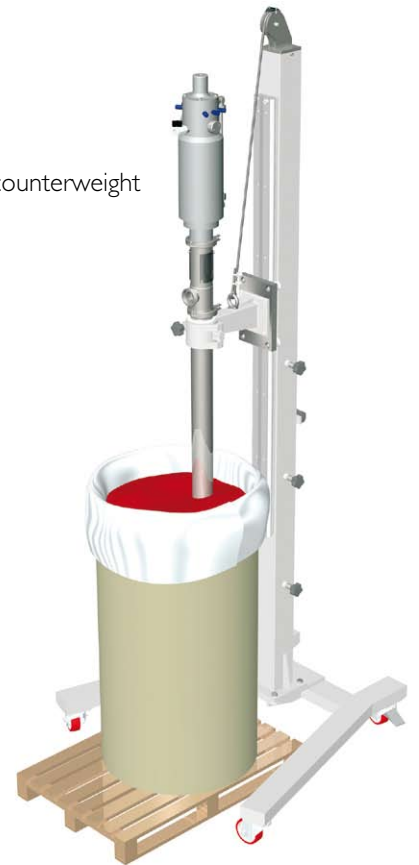
Outlet Pulsation Dampener

VARIOUS OPTIONS

Air-operated piston pump with mobile hoist.



Manual sliding lift model with counterweight assistance.




With pneumatic cylinder and control panel.

Short air-operated piston pump on tripod with wheels.



Short air-operated piston pump with scraper plate to empty barrels or cylindrical tanks. Excellent for high viscosity products.



Mobile unit with double pneumatic pistons for large pans and vessels of viscous product, including an air operated piston pump and scraper plate. For mixtures, jams, creams etc... to be transferred after processing.



Air-operated piston pumps applications.

- Emptying of standard or special barrels
- With immersed pump
- With scraping plate



CSF Inox S.p.A. Strada per Bibbiano, 7 - 42027 Montecchio E. (RE) - ITALY EU
 Ph +39.0522.869911 ra. - Fx +39.0522.865454 / 866758 - csfitalia@csf.it - www.csf.it

Export Department • Commercial Étranger • Comercial Extranjero
 Ph +39.0522.869922 - Fx +39.0522.869841 - csfexport@csf.it - www.csf.it

All the instructions, data and representations (in whatever way executed) listed in this publication are indicative and do not binding. CSF does not stand surety or undertake any obligation for the utilisation of this document and for the information contained. In particular, it does not guarantee against omissions or errors of the data and drawings here indicated.
 Notice that the technical specifications, information and representations in this document are merely indicative and approximate. CSF INOX reserves the right at any moment and without notice to modify the data, drawings and information indicated in this document.