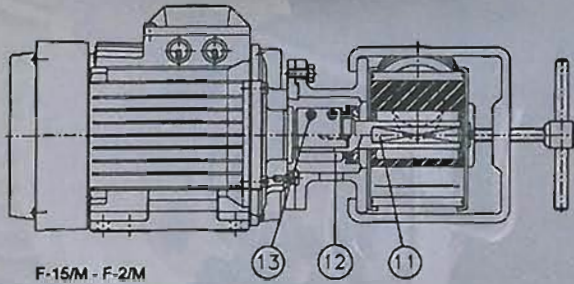


F-1/M



F-15/M - F-2/M

NOMENCLATURE

1 - Flange	5 - Front cover	9 - O-ring	13 - Setscrew
2 - Splash protection	6 - Back cover	10 - Motor	
3 - Clamp	7 - Body	11 - Shaft	
4 - Impeller	8 - Mechanical seal	12 - Slope shaft	

NOTE: The recommended spare parts are coloured in.

E

GB

G1

Flow Comm

benelux bv

Einsteinstraat 46
3902 HN Veenendaal
T +31-318 582690
F +31-318 582699

www.flowcomm.nl
info@flowcomm.nl

ABN=AMRO 53.98.45.302
KvK 30186710

TECHNICAL SPECIFICATIONS

Flow rate..... $Q = 1$ to $20 \text{ m}^3/\text{h}$
Total head..... $H = 5$ to 20 mwc
Motors..... $P = 0.33$ to 2 hp
(0.25 to 1.5 kW)
Motor velocity..... $n = 750$ - 1000 - 1500 rpm
Maximum viscosity..... $V = 5000 \text{ cP}$
Temperature..... $T = 70^\circ\text{C}$
Material..... AISI-316

DESCRIPTION

Flexible impeller, sanitary, self-suction pump, suitable for clear liquid transport, but also dense liquids and those with solids in suspension.

Its main specifications are:

- Self-suction up to 5 metres.
- Reversible by changing the direction of rotation.
- Constant uniform pumping, without any pulsation.
- Sanitary because of its design and interior finish.
- Easy to disassemble by means of a manual clamp.
- Accepts non-abrasive solids in suspension.

The FLEXO-M is a monobloc sanitary pump with flexible runner, made of synthetic, non-toxic material, or other qualities according to use.

-Normal impeller: Santoprene (foodstuff-safe neoprene) for foodstuff products and olive oil.

-Special impellers: Hypalon, EPDM, Nitrile.

-Pressed stainless steel body, completely polished interior and exterior.

-Pressed stainless steel sheet iron cover, which is fixed to the body by means of a removable clamp.

-Aluminium flange with epoxy paint protection.

-Splined shaft integral with the motor (F-1M) or replaceable shaft independent of the motor (F-15M and F-2).

-Flexible, non-toxic, synthetic rubber impeller or other options.

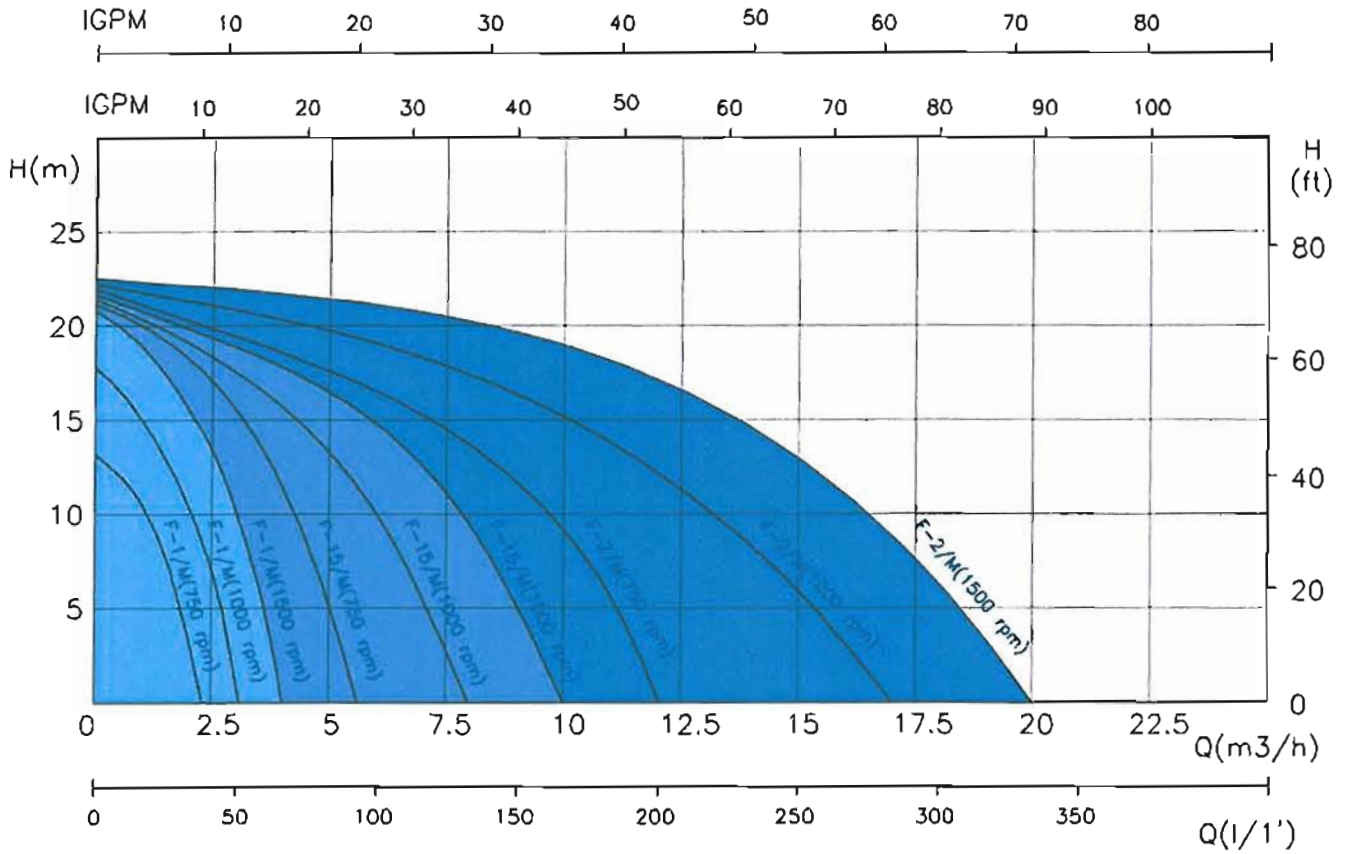
-Single external mechanical seal, Cyclam type.

Fitted with DIN-11851 threads.

APPLICATIONS

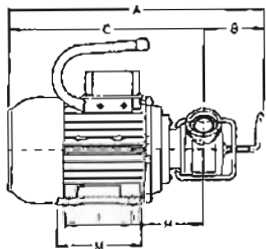
Water, brine, oil, wine, milk, juices, syrups and honey etc.

CHARACTERISTIC CURVES

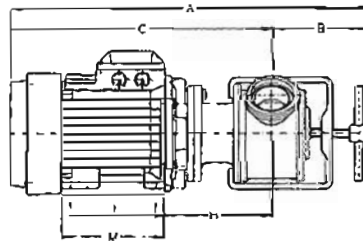
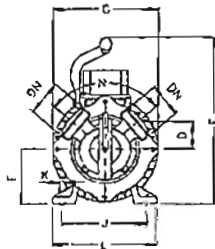


NOTE: The curves are understood to be for non-viscous liquids with a density of 1 cST

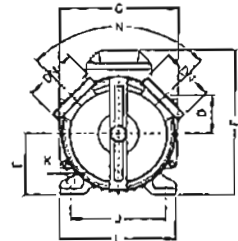
DIMENSIONS



F-1/M



F-15/M - F-2/M



TYPE	MOTOR				DIMENSIONS (mm)														WEIGHT (kg)	
	SIZE	hp	kW	rpm	A	B	C	D	E	F	G	H	I	J	K	L	M	N		DN
F-1/M	80	0.75	0.55	1500	373	87	286	40	80	243	155	102	100	125	9	153	125	100°	NW-25	10
		0.5	0.37	1000																11
		0.33	0.25	750																11
F-15/M	90	1.5	1.1	1500	496	128	388	60	90	213	176	154	125	140	10	170	150	90°	NW-32	18.5
		1	0.75	1000																21
		0.75	0.65	750																23
F-2/M	90	2	1.5	1500	527	141	386	56	90	213	178	172	125	140	10	170	150	90°	NW-50	23
		1	0.75	1000																23
		0.75	0.55	750																23



DEWAELE TECHNICAL AGENCIES
 Hazewindstraat 71
 B-8540 DEERLUK
 T +32 (0)56 73 5671
 bernardcallens@dta-industrial.be
 www.dta-pompen.com

Flow Comm

benelux bv